



**FINANCIAL STATEMENTS**

December 31, 2015 and  
December 31, 2014



--oo0oo--

**NORTH HARRIS COUNTY REGIONAL WATER AUTHORITY  
TABLE OF CONTENTS**

	<b><u>Page</u></b>
<b>FINANCIAL SECTION</b>	
<b>Independent Auditors' Report</b>	1
Management's Discussion and Analysis	5
Basic Financial Statements	
Statements of Net Position	16
Statements of Revenues, Expenses and Changes in Net Position	17
Statements of Cash Flows	18
Notes to Financial Statements	19
<b>SUPPLEMENTARY INFORMATION</b>	
Schedule of Expenses	45
Schedule of Principal Water Users	47
Historical Rates and Charges	48
Billing and Collection Experience	49

--oo0oo--



# McGrath & Co., PLLC

Certified Public Accountants

P.O. Box 270148  
Houston, Texas 77277

Mark W. McGrath CPA  
mark@mcgrath-co.com

Colette M. Garcia CPA  
colette@mcgrath-co.com

## **Independent Auditors' Report**

Board of Directors  
North Harris County Regional Water Authority  
Harris County, Texas

We have audited the accompanying financial statements of the business type activities of North Harris County Regional Water Authority (the "Authority"), as of December 31, 2015 and December 31, 2014, which collectively comprise the Authority's basic financial statements as listed in the table of contents, and the related notes to the financial statements.

### ***Management's Responsibility for the Financial Statements***

Management is responsible for the preparation and fair presentation of these financial statements in accordance with accounting principles generally accepted in the United States of America; this includes the design, implementation, and maintenance of internal control relevant to the preparation and fair presentation of financial statements that are free from material misstatement, whether due to fraud or error.

### ***Auditor's Responsibility***

Our responsibility is to express opinions on these basic financial statements based on our audit. We conducted our audit in accordance with auditing standards generally accepted in the United States of America. Those standards require that we plan and perform the audit to obtain reasonable assurance about whether the basic financial statements are free of material misstatement.

An audit involves performing procedures to obtain audit evidence about the amounts and disclosures in the financial statements. The procedures selected depend on the auditor's judgment, including the assessment of the risks of material misstatement of the financial statements, whether due to fraud or error. In making those risk assessments, the auditor considers internal control relevant to the entity's preparation and fair presentation of the financial statements in order to design audit procedures that are appropriate in the circumstances, but not for the purpose of expressing an opinion on the effectiveness of the entity's internal control. Accordingly, we express no such opinion. An audit also includes evaluating the appropriateness of accounting principles used and the reasonableness of significant accounting estimates made by management, as well as evaluating the overall presentation of the financial statements.

***Board of Directors  
North Harris County Regional Water Authority  
Harris County, Texas***

We believe that the audit evidence we have obtained is sufficient to provide a basis for our audit opinion.

***Opinion***

In our opinion, the financial statements referred to above present fairly, in all material respects, the respective financial position of the business type activities of the Authority, as of December 31, 2015 and 2014, and the respective changes in financial position and cash flows thereof for the years then ended in conformity with accounting principles generally accepted in the United States of America.

***Other-Matters***

Accounting principles generally accepted in the United States of America require that the management's discussion and analysis be presented to supplement the basic financial statements. Such information, although not a part of the basic financial statements, is required by the Governmental Accounting Standards Board, who considers it be an essential part of financial reporting for placing the basic financial statements in an appropriate operational, economic or historical context. We have applied certain limited procedures to the required supplementary information in accordance with auditing standards generally accepted in the United States of America, which consisted of inquiries of management about the methods of preparing the information and comparing the information for consistency with management's responses to our inquiries, the basic financial statements and other knowledge we obtained during our audit of the basic financial statements. We do not express an opinion or provide any assurance on the information because the limited procedures do not provide us with sufficient evidence to express an opinion or provide any assurance.

Our audit was conducted for the purpose of forming opinions on the financial statements that collectively comprise the Authority's financial statements as a whole. The supplementary information is presented for purposes of additional analysis and is not a required part of the basic financial statements. The supplementary information is the responsibility of management and was derived from and relates directly to the underlying accounting and other records used to prepare the financial statements. The information has been subjected to the auditing procedures applied to the audit of the financial statements and certain additional procedures, including comparing and reconciling such information directly to the underlying accounting and other records used to prepare the financial statements or to the financial statements themselves, and other additional procedures in accordance with auditing standards generally accepted in the United States of America. In our opinion, the information is fairly stated in all material respects in relation to the financial statements taken as a whole.

*McGuire & Co, P.C.*

Houston, Texas  
May 2, 2016

## **Management's Discussion and Analysis**

*(This page intentionally left blank)*



***North Harris County Regional Water Authority  
Management's Discussion and Analysis  
December 31, 2015***

## **Using this Annual Report**

Within this section of the financial report of the North Harris County Regional Water Authority (the "Authority"), the Authority's Management provides narrative discussion and analysis of the financial activities of the Authority, for the fiscal years ended December 31, 2015 and 2014. This analysis should be read in conjunction with the basic financial statements that follow this section.

In addition to this discussion and analysis, this annual report consists of:

- The Authority's basic financial statements;
- Notes to the basic financial statements; and
- Additional supplementary information

## **Overview of the Financial Statements**

This discussion and analysis is intended to serve as an introduction to the Authority's basic financial statements, which are comprised of the following: 1) *Statement of Net Position*, 2) *Statement of Revenues, Expenses and Changes in Net Position*, and the 3) *Statement of Cash Flows*. This report also contains supplementary information in addition to the basic financial statements themselves.

The *Statement of Net Position* presents information on all of the Authority's assets, deferred outflows of resources, liabilities, deferred inflows of resources and net position. Over time, increases or decreases in net position may serve as a useful indicator of changes in the financial position of the Authority.

The *Statement of Revenues, Expenses and Changes in Net Position* presents information showing how the Authority's net position has changed during the fiscal year. All changes in net position are reported as soon as the underlying event giving rise to the change occurs, regardless of the timing of the related cash flows. Thus, revenues and expenses are reported in this statement for some items that will only result in cash flows in future fiscal periods (e.g., earned but unused vacation leave).

The *Statement of Cash Flows* presents information on the Authority's cash inflows and outflows during the fiscal year. Cash flows are categorized as operating activities; capital and related financing activities and investing activities. This statement includes a reconciliation of cash provided by the Authority's operating activities to operating income as reported on the *Statement of Revenues, Expenses and Changes in Net Position*.

The notes to the basic financial statements provide additional information that is essential to a full understanding of the data provided in the basic financial statements.

## **Financial Analysis of the Authority**

On the *Statement of Net Position*, assets plus deferred outflows of resources, less liabilities, less deferred inflows of resources is called net position. The Authority's net position at December 31, 2015 and 2014, was \$80,715,036 and \$68,756,138 respectively. Net position is displayed in three categories. The net investment in capital assets component represents the Authority's investments in capital assets, less any outstanding debt or other borrowings used to acquire those assets. Resources needed to repay this debt

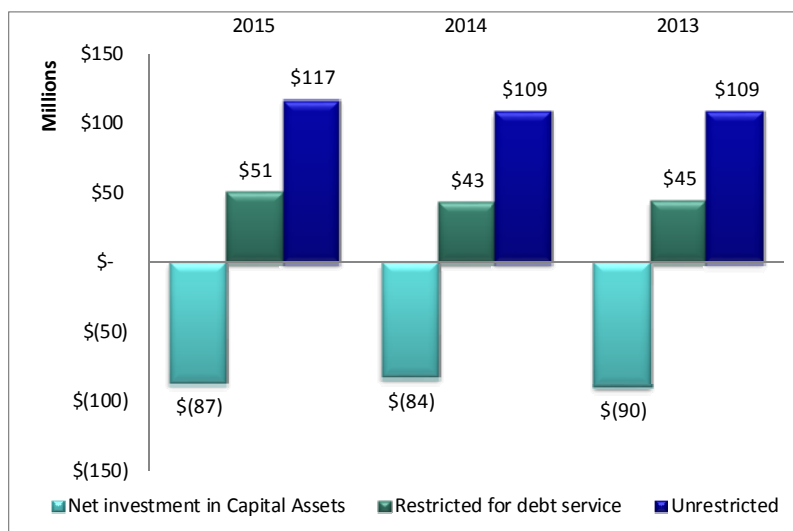
**North Harris County Regional Water Authority  
Management's Discussion and Analysis  
December 31, 2015**

must be provided from other sources, since the capital assets themselves cannot be used to liquidate these liabilities. The restricted component of net position consists of financial resources that are restricted for future debt service requirements net of any liabilities related to those resources. The unrestricted component of net position consists of net assets that do not meet the definition of either of the other two components.

The Authority's overall financial position at December 31, 2015 as compared to the two prior years is summarized as follows:

	2015	2014	2013
Current and other assets	\$ 318,245,532	\$ 242,689,024	\$ 251,680,183
Capital assets	360,615,424	352,195,825	351,593,859
Total assets	<u>678,860,956</u>	<u>594,884,849</u>	<u>603,274,042</u>
Deferred difference on refunding	<u>1,861,054</u>	<u>1,977,965</u>	<u>4,771,534</u>
Current liabilities	17,812,528	17,518,702	16,754,143
Long term liabilities	582,194,446	510,587,974	527,826,064
Total liabilities	<u>600,006,974</u>	<u>528,106,676</u>	<u>544,580,207</u>
Net Position			
Net investment in capital assets	(87,345,670)	(83,532,022)	(89,901,331)
Restricted for debt service	50,574,270	43,446,162	44,595,910
Unrestricted	<u>117,486,436</u>	<u>108,841,998</u>	<u>108,770,790</u>
Total net position	<u>\$ 80,715,036</u>	<u>\$ 68,756,138</u>	<u>\$ 63,465,369</u>

The chart below illustrates the composition of the Authority's net position for the past three years:



**North Harris County Regional Water Authority  
Management's Discussion and Analysis  
December 31, 2015**

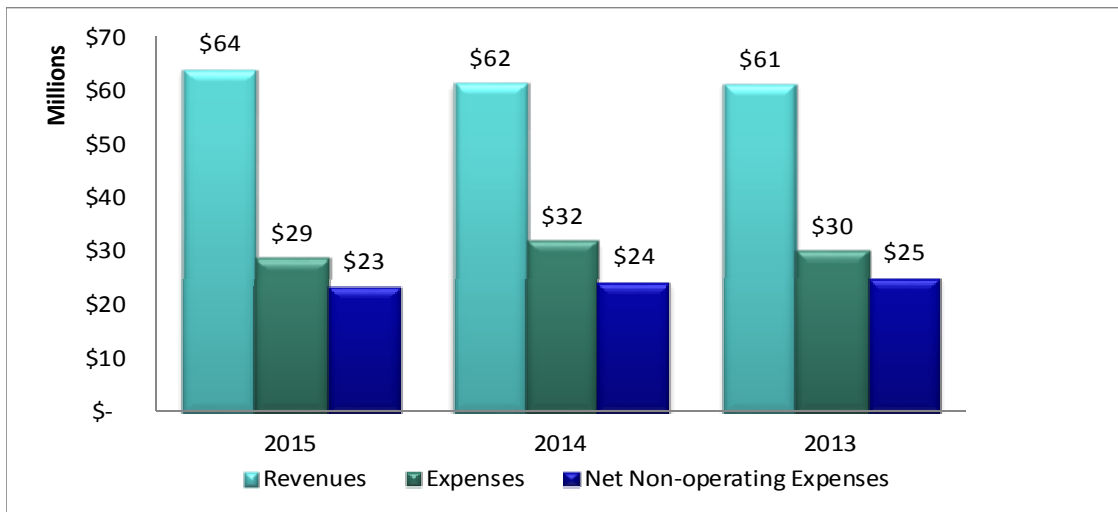
A summarized comparison of the Authority's operations for the year ended December 31, 2015 with the previous two years is as follows:

	2015	2014	2013
Operating revenues	\$ 64,140,149	\$ 61,524,404	\$ 61,318,711
Operating expenses	(28,707,523)	(31,822,693)	(30,032,893)
Net operating income	35,432,626	29,701,711	31,285,818
Net non-operating revenue (expense)	(23,473,728)	(24,410,942)	(25,154,978)
Change in net position	11,958,898	5,290,769	6,130,840
Net position, beginning of year	68,756,138	63,465,369	57,334,529
Net position, end of year	\$ 80,715,036	\$ 68,756,138	\$ 63,465,369

Non-operating revenues and non-operating expenses consist of interest income from the Authority's investments, interest expense from the Authority's debt and issuance costs for the Series 2015 Bonds.

The increase in net position for each year was the result of revenues exceeding normal expenses, which is consistent with the Authority's financial planning and budgeting and is used to satisfy bond covenants and debt service requirements.

The chart below illustrates the Authority's operating revenues, operating expenses and net non-operating expenses for the past three years:



**North Harris County Regional Water Authority**  
**Management's Discussion and Analysis**  
**December 31, 2015**

**Capital Assets**

The Authority's capital assets primarily consist of land, construction in progress, infrastructure and the Authority's interest in treated water facilities and water transmission facilities. Capital assets at December 31, 2015, as compared to the two previous years are summarized as follows:

	<u>2015</u>	<u>2014</u>	<u>2013</u>
Capital assets not being depreciated			
Land and ROW acquisition	\$ 24,705,461	\$ 24,617,769	\$ 19,892,691
Construction in progress	<u>9,307,447</u>	<u>8,684,529</u>	<u>13,928,955</u>
Non-depreciable capital assets	<u>34,012,908</u>	<u>33,302,298</u>	<u>33,821,646</u>
Capital assets being depreciated or amortized			
Interest in treated water facilities	82,967,242	77,453,800	77,453,800
Interest in transmission facilities	29,902,714	23,037,070	23,037,070
Infrastructure	277,006,347	274,039,275	264,408,884
Furniture, computers & equipment	221,526	221,526	221,526
	<u>390,097,829</u>	<u>374,751,671</u>	<u>365,121,280</u>
Less accumulated depreciation and amortization			
Interest in treated water facilities	(20,044,938)	(19,052,430)	(17,048,966)
Interest in transmission facilities	(5,134,641)	(4,613,767)	(4,101,832)
Infrastructure	(38,094,205)	(31,971,130)	(25,986,573)
Furniture, computers & equipment	(221,529)	(220,817)	(211,696)
Total accumulated depreciation and amortization	<u>(63,495,313)</u>	<u>(55,858,144)</u>	<u>(47,349,067)</u>
Depreciable capital assets, net	<u>326,602,516</u>	<u>318,893,527</u>	<u>317,772,213</u>
Total capital assets, net	<u>\$ 360,615,424</u>	<u>\$ 352,195,825</u>	<u>\$ 351,593,859</u>

During the current year, the Authority had capital additions in the amount of \$15,346,158, which primarily consist of the following:

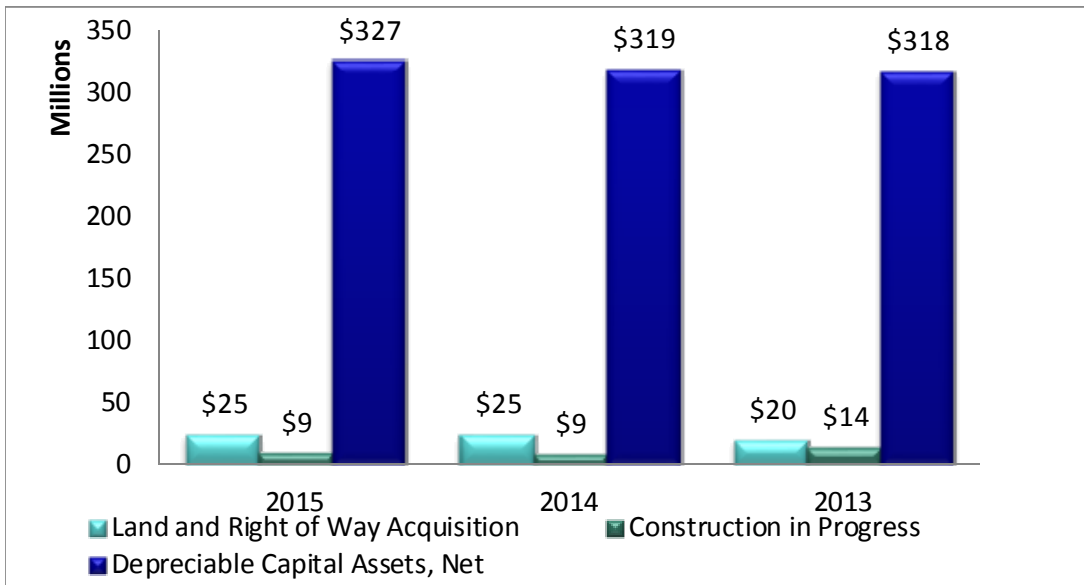
- Surface water connections at Charterwood MUD Water Plant No. 2, Harris County WCID 114 Water Plant No. 1, Klein PUD Water Plant No. 1 and Louetta North PUD Water Plant No. 1 (Project 100B)
- Surface water connections at Northwest Harris County MUD No. 24, Harris County MUD 104, Harris County Freshwater Supply District No. 52 and Candlelight Hills Subdivision (Project 100C)
- Surface water connection at Bilma PUD Water Plant No. 1 (Projects 100D)
- Surface water connections at Cy-Champ PUD Water Plant No. 2, Cypress Forest PUD Water Plant No. 2 and Northwest Harris County MUD No. 20 Water Plant (Project 100E)
- Supervisory Control and Data Acquisition (Project 101B)

***North Harris County Regional Water Authority  
Management's Discussion and Analysis  
December 31, 2015***

Projects that are not complete as of fiscal year end, along with related engineering fees, are recorded as construction in progress in the *Statement of Net Position*. Construction in progress includes the following projects:

- Texas State Highway 249 regional pump station (Project 24B)
- Booster pump capacity expansion and other improvements at the Spears Road Regional Pump Station (Project 2-5)

The chart below illustrates the composition of capital assets as of December 31 for the past three years:



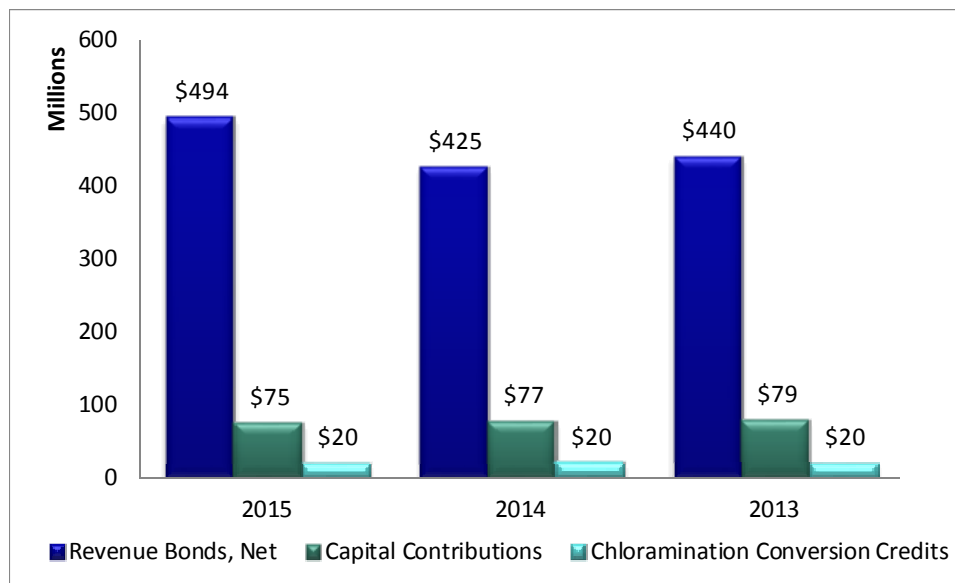
**North Harris County Regional Water Authority  
Management's Discussion and Analysis  
December 31, 2015**

**Long-Term Obligations**

During the year, the Authority issued \$80,435,000 in senior lien revenue bonds. The Authority's total long term obligations as of December 31, 2015, as compared to the previous two years is as follows:

	2015	2014	2013
Chloramination conversion credits payable	\$ 19,849,973	\$ 20,184,018	\$ 20,499,155
Capital contributions			
2003	27,624,852	28,554,534	29,439,461
2005	12,677,996	13,051,278	13,407,434
2008	34,430,443	35,182,853	35,896,880
	<u>74,733,291</u>	<u>76,788,665</u>	<u>78,743,775</u>
Revenue bonds			
Series 2005			86,060,000
Series 2008	223,575,000	228,630,000	233,470,000
Series 2013 - Refunding	99,155,000	102,780,000	106,320,000
Series 2014 - Refunding	70,485,000	72,510,000	
Series 2015	80,435,000		
Unamortized bond premium	22,351,189	23,558,854	16,325,419
Unamortized bond discount	(1,902,406)	(1,988,604)	(2,027,389)
	<u>494,098,783</u>	<u>425,490,250</u>	<u>440,148,030</u>
Accrued compensated absences	123,423	122,145	116,001
	<u>\$ 588,805,470</u>	<u>\$ 522,585,078</u>	<u>\$ 539,506,961</u>

The chart below illustrates the composition of the Authority's long term obligations as of December 31 for the last three years:



**North Harris County Regional Water Authority  
Management's Discussion and Analysis  
December 31, 2015**

The Authority's bonds are secured by a pledge on the Authority's net revenues (total revenues less operating and maintenance costs). As further discussed in Note 6, the Authority's master resolution requires that the Authority maintain balances in the following funds: (1) interest and sinking fund, (2) reserve fund, (3) coverage fund, (4) operation and maintenance fund and (5) improvement fund. The Authority has continued to comply with all of its bonds covenants and has maintained these funds at required levels. At the end of the fiscal year, the Authority transferred \$5,000,000 into the Improvement Fund.

**Next Year's Budget**

The Authority's 2016 budget as compared to actual results for 2015 is as follows:

	2015 Actual	2016 Budget
Operating revenues	\$ 64,140,149	\$ 60,059,290
Operating expenses	(28,707,523)	(26,563,554)
Net operating income	<u>35,432,626</u>	<u>33,495,736</u>
Non operating revenues (expenses)		
Interest expense	(23,556,884)	(23,489,584)
Interest and fees	804,686	500,000
Bond issuance costs	(721,530)	
Net non-operating expense	<u>(23,473,728)</u>	<u>(22,989,584)</u>
Change in net position	11,958,898	10,506,152
Beginning net position	68,756,138	80,715,036
Ending net position	<u>\$ 80,715,036</u>	<u>\$ 91,221,188</u>

Actual revenues for 2015 are higher than budgeted revenues for 2016 because the Authority takes a conservative approach to budgeting. The budget for 2016 assumes normal rainfall amounts. Expenses fluctuate proportionate with revenues.

**Economic Factors**

The Harris-Galveston Subsidence District (H-GSD) groundwater regulatory plan (the Plan) requirements mandated the construction of infrastructure in order to meet the 2010 conversion target of a thirty percent reduction in groundwater use, along with additional requirements in order to meet higher conversion target thresholds (which will take effect through the year 2035). The Authority's Groundwater Reduction Plan (GRP) was approved in 2003 and it defines how it will comply with H-GSD's requirements. The H-GSD updated its regulatory plan, which includes the extension of the conversion deadlines, in January 2013. As a result of the Plan changes, existing GRP's must incorporate the changes required under the Plan. The Authority submitted the updated GRP to the H-GSD on June 26, 2014 for recertification. The 2016-2017 CIP defines components of the plan detailed in the Authority's updated GRP.

Several disincentives were built into the H-GSD Regulatory Plan, including a \$7 per 1,000 gallons (groundwater pumped) "penalty" fee that would be triggered if: (1) the GRP was not submitted and

*North Harris County Regional Water Authority  
Management's Discussion and Analysis  
December 31, 2015*

certified according to the timeline; (2) construction had not begun on the surface water delivery infrastructure by 2005; and (3) the mandated groundwater pumpage reductions were not accomplished within the 2010, 2025 and 2035 timelines.

The Authority adopts a Capital Improvement Plan (CIP) each year to establish a guide to planning and defining the infrastructure needed to meet the H-GSD targets and determine how the infrastructure improvements will be financed.

The 2016-2017 CIP has been developed using the best, currently available information about the scope of each project along with cost information from a variety of sources, including cost experience from the Authority's projects completed to date. While the Authority's body of empirical cost data is expanding, especially in terms of water lines, the cost base is still evolving in several areas. Accordingly, the following points are offered to help keep the implementation of the 2016-2017 CIP in perspective:

- It is possible that conditions would evolve on a project that could materially impact the cost of the project
- Real estate and construction costs can be and are influenced by variables over which the Authority has no control
- It is common to experience unexpected costs in the implementation of a CIP. Provision of a contingency is the most practical way to attempt to address this issue

Significant activities addressed in the 2016-2017 CIP Plan are:

- Continue evaluation of the need for additional water wells and enhancements to the 2010 system to take necessary efforts to optimize use of the system
- Provide infrastructure to areas adjacent to the 2010 service area to enable continued compliance with H-GSD mandates
- Continue the planning and design and initiate construction of the 2025 distribution system
- Finalize the alignment of the portion of the 2025 transmission line, which lies generally north of Beltway 8 from just west of IH 45 to just west of State Highway 249, initiate securing the necessary easements and design
- Initiate design of the initial phase of the State Hwy. 249 Regional Pump Station
- Identify and purchase the site for the 2025 regional pump station and 2035 regional water plant
- Provide initial funding for the Authority's share of the major expansion of the Northeast Water Purification Plant (the "NEWPP")
- Provide funding for the Authority's share of the cost of Major Rehabilitation, reconstruction and upgrading of the existing NEWPP
- Provide funding for the Authority's share of the cost for acquisition of real estate and the design of the proposed joint transmission line from the NEWPP site to the Authority's proposed 2025 transmission line
- Pay the Authority's portion of the initial loan costs for the Luce Bayou Interbasin Diversion Project
- Provide funding for the Chloramination Credit



**North Harris County Regional Water Authority  
Management's Discussion and Analysis  
December 31, 2015**

- Provide funding to help encourage and facilitate implementation of reuse systems
- Provide professional services to perform the wide variety of activities required to implement the 2016-2017 CIP

The proceeds from the Authority's Series 2003, 2005 and 2008 Senior Lien Revenue Bonds, capital contributions and interest earned (collectively called "Revenue Bonds") total approximately \$437 million. As illustrated by the table that follows, approximately \$44 million of those Revenue Bonds will be used to implement the 2016-2017 CIP. Additionally, approximately \$369 million of Texas Water Development Board State Water Infrastructure Fund for Texas ("SWIFT") funds are committed to implement the 2016-2017 CIP. The remaining approximately \$103 million of the near \$516 million needed to implement the 2016-2017 CIP will be funded through sources to be determined, i.e. bonds, capital contributions, etc.

Category	Authorizations (Thousands)		Fiscal Year Planned		Project Total
	1/1/03-9/30/15	10/1/14-12/31/15	Authorizations (Thousands)		
			2016	2017	
Acquisition	\$ 29,302	\$ -	\$ 13,681	\$ 8,819	\$ 51,802
Design	60,329	2,683	19,120	12,208	94,340
Construction	242,880		36,127	44,735	323,742
Equipment					
Other	64,522	9,965	113,202	255,442	443,131
Total Authorizations	<u>\$ 397,033</u>	<u>\$ 12,648</u>	<u>\$ 182,130</u>	<u>\$ 321,204</u>	<u>\$ 913,015</u>
Source of Funds					
Revenue Bonds	\$ 392,845	\$ 6,863	\$ 32,095	\$ 5,120	\$ 436,923
SWIFT Funds	4,188	5,785	131,597	231,355	372,925
Future BANS/Bonds			18,438	84,729	103,167
Total Funds	<u>\$ 397,033</u>	<u>\$ 12,648</u>	<u>\$ 182,130</u>	<u>\$ 321,204</u>	<u>\$ 913,015</u>

Through September 2015, approximately 91 percent of the Revenue Bonds earmarked for the implementation of the CIP have been authorized (encumbered). The 2016-2017 CIP schedules the remainder of those funds to be authorized by the end of 2017.

**Request for Information**

This financial report is designed to provide a general overview of the Authority's finances. Questions concerning any information provided in this report or requests for additional information should be addressed to the Financial Assistant, North Harris County Regional Water Authority, 3648 Cypress Creek Parkway, Suite 110, Houston, Texas 77068.

*(This page intentionally left blank)*

## **Basic Financial Statements**

**North Harris County Regional Water Authority**  
**Statements of Net Position**  
**December 31, 2015 and 2014**

	<u>2015</u>	<u>2014</u>
<b>Assets</b>		
<b>Current assets</b>		
Cash and cash equivalents	\$ 53,775,815	\$ 44,970,413
Investments	77,753,537	79,518,751
Accounts receivable	5,760,250	5,245,236
Accrued interest receivable	247,641	230,773
Prepaid expenses, net	34,627	23,637
Other receivables	10,049	10,049
Due from other governments	241,199	
Total current assets	<u>137,823,118</u>	<u>129,998,859</u>
<b>Noncurrent assets</b>		
Restricted cash and cash equivalents	104,000,267	30,918,854
Restricted investments	75,696,274	81,448,625
Water conservation credits	725,873	322,686
Capital assets not being depreciated	34,012,908	33,302,298
Capital assets, net	<u>326,602,516</u>	<u>318,893,527</u>
Total noncurrent assets	<u>541,037,838</u>	<u>464,885,990</u>
<b>Total assets</b>	<u>678,860,956</u>	<u>594,884,849</u>
<b>Deferred Outflows of Resources</b>		
Deferred difference on refunding	<u>1,861,054</u>	<u>1,977,965</u>
<b>Liabilities</b>		
<b>Current liabilities</b>		
Accounts payable	2,937,646	2,415,614
Other payables	12,567	348
Due to other governments		735,387
Interest payable on bonds	962,422	1,272,919
Current portion of long term liabilities		
Chloramine conversion credits payable	354,088	334,045
Capital contributions	2,160,805	2,055,389
Bonds payable	<u>11,385,000</u>	<u>10,705,000</u>
Total current liabilities	<u>17,812,528</u>	<u>17,518,702</u>
<b>Noncurrent liabilities</b>		
Accounts payable from restricted assets	7,282,543	1,060,442
Retainage payable from restricted assets	6,326	36,888
Accrued compensated absences	123,423	122,145
Long term liabilities due in more than one year		
Chloramine conversion credits payable	19,495,885	19,849,973
Capital contributions	72,572,486	74,733,276
Bonds payable (net of unamortized bond premium and discount)	<u>482,713,783</u>	<u>414,785,250</u>
Total noncurrent liabilities	<u>582,194,446</u>	<u>510,587,974</u>
<b>Total liabilities</b>	<u>600,006,974</u>	<u>528,106,676</u>
<b>Net Position</b>		
Net investment in capital assets	(87,345,670)	(83,532,022)
Restricted for debt service	50,574,270	43,446,162
Unrestricted	117,486,436	108,841,998
<b>Total net position</b>	<u>\$ 80,715,036</u>	<u>\$ 68,756,138</u>

See Notes to Financial Statements.

*North Harris County Regional Water Authority  
Statements of Revenues, Expenses and Changes in Net Position  
For the Years Ended December 31, 2015 and 2014*

	<u>2015</u>	<u>2014</u>
<b>Operating revenues</b>		
Charges for services		
Water fees	\$ 64,140,149	\$ 61,515,182
Other		9,222
Total operating revenues	<u>64,140,149</u>	<u>61,524,404</u>
<b>Operating expenses</b>		
Personnel	1,207,688	1,169,724
Professional fees	2,158,456	2,974,142
Purchased water	13,725,609	15,395,630
Contracted services	1,988,524	1,781,621
Occupancy and office	1,144,273	1,125,340
Other	845,804	867,159
Depreciation and amortization	7,637,169	8,509,077
Total operating expenses	<u>28,707,523</u>	<u>31,822,693</u>
<b>Net operating income</b>	35,432,626	29,701,711
<b>Non-operating revenues (expenses)</b>		
Interest and fees	(23,556,884)	(24,986,695)
Investment income	804,686	898,369
Bond issuance costs	(721,530)	(322,616)
<b>Net non-operating revenues (expenses)</b>	<u>(23,473,728)</u>	<u>(24,410,942)</u>
<b>Change in net position</b>	11,958,898	5,290,769
Total net position - beginning	68,756,138	63,465,369
<b>Total net position - ending</b>	<u>\$ 80,715,036</u>	<u>\$ 68,756,138</u>

See Notes to Financial Statements.

*North Harris County Regional Water Authority*  
*Statements of Cash Flows*  
*For the Years Ended December 31, 2015 and 2014*

	<u>2015</u>	<u>2014</u>
<b>Cash flows from operating activities</b>		
Receipts from customers	\$ 56,061,687	\$ 54,198,321
Payments for personnel costs	(1,206,410)	(1,163,580)
Payments to contractors and vendors	(20,719,178)	(21,076,872)
Net cash provided by operating activities	<u>34,136,099</u>	<u>31,957,869</u>
<b>Cash flows from capital and related financing activities</b>		
Interest paid	(19,325,821)	(19,170,594)
Acquisition and construction of capital assets	(10,237,318)	(9,709,799)
Payment to escrow agent for refunded bonds		(84,527,097)
Proceeds from sale of bonds	80,435,000	84,237,443
Principal payments	(10,705,000)	(10,570,000)
Bond issuance costs	(721,530)	(322,616)
Net cash provided by capital and related financing activities	<u>39,445,331</u>	<u>(40,062,663)</u>
<b>Cash flows from investing activities</b>		
Interest received	1,977,960	2,068,688
Payments for investments	(135,473,490)	(258,382,766)
Receipts from investment sales and maturities	141,800,915	266,064,985
Net cash provided by investing activities	<u>8,305,385</u>	<u>9,750,907</u>
Net increase in cash and cash equivalents	81,886,815	1,646,113
<b>Balances - beginning of the year</b>	<u>75,889,267</u>	<u>74,243,154</u>
<b>Balances - end of the year</b>	<u>\$ 157,776,082</u>	<u>\$ 75,889,267</u>
<b>Reconciliation of operating income to net cash provided by</b>		
Operating income	\$ 35,432,626	\$ 29,701,711
Adjustments to reconcile operating income to net cash provided by operating activities:		
Depreciation and amortization expense	7,637,169	8,509,077
Non-cash revenue from capital contribution credit	(6,018,366)	(6,018,366)
Non-cash revenue from chloramine conversion credit	(1,545,082)	(1,545,083)
Change in assets and liabilities:		
(Increase) decrease in accounts receivable	(515,014)	237,366
(Increase) decrease in prepaid expenses	(10,990)	6,310
(Increase) decrease in other receivables	(403,187)	(71,894)
(Increase) decrease in due from other governments	(241,199)	955,856
Increase (decrease) in accounts payable	522,032	(556,757)
Increase (decrease) in other payable	12,219	(1,883)
Increase (decrease) in due to other governments	(735,387)	735,387
Increase (decrease) in compensated absences	1,278	6,144
Total adjustments	<u>(1,296,527)</u>	<u>2,256,157</u>
<b>Net cash provided by operating activities</b>	<u>\$ 34,136,099</u>	<u>\$ 31,957,868</u>
<b>Cash and cash equivalents per balance sheet:</b>		
Cash and cash equivalents	\$ 53,775,815	\$ 44,970,413
Restricted cash and cash equivalents	104,000,267	30,918,854
	<u>\$ 157,776,082</u>	<u>\$ 75,889,267</u>

See Notes to Financial Statements.

*North Harris County Regional Water Authority*  
*Notes to Basic Financial Statements*  
*December 31, 2015*

**Note 1 – Summary of Significant Accounting Policies**

The North Harris County Regional Water Authority (the “Authority”) was created in 1999 under Article 16, Section 59 of the Texas Constitution by House Bill 2965, as passed by the 75th Texas Legislature and as amended (the “Act”). The Authority began operations in October 1999. The Act empowers the Authority to provide for the conservation, preservation, protection, recharge and prevention of waste of groundwater and for the reduction of groundwater withdrawals.

The Authority charges a fee, based on the amount of water pumped from the well, and/or the alternative water provided, to the owner of wells located in the Authority’s boundaries, unless exempted. The fees established by the Board of Directors must be sufficient to: (1) achieve water conservation, prevent waste of water, serve as a disincentive to pumping groundwater and make available alternative water supplies; and (2) enable the Authority to meet operation and maintenance expenses and pay the principal and interest on any debt issued by the Authority.

The accompanying financial statements of the Authority have been prepared in conformity with accounting principles generally accepted in the United States of America as promulgated by the Governmental Accounting Standards Board (GASB). The following is a summary of the most significant policies:

**Reporting Entity**

The Authority is a political subdivision of the State of Texas governed by an elected five member board. As required by generally accepted accounting principles, these financial statements have been prepared based on considerations regarding the potential for inclusion of other entities, organizations or functions as part of the Authority’s financial reporting entity. No other entities, organizations or functions have been included in the Authority’s financial reporting entity. Additionally, as the Authority is considered a primary government for financial reporting purposes, its activities are not considered a part of any other governmental or other type of reporting entity.

Considerations regarding the potential for inclusion of other entities, organizations or functions in the Authority’s financial reporting entity are based on criteria prescribed by generally accepted accounting principles. These same criteria are evaluated in considering whether the Authority is a part of any other governmental or other type of reporting entity. The overriding elements associated with prescribed criteria considered in determining that the Authority’s financial reporting entity status is that of a primary government are: that it has a separate governing body; it is legally separate; and it is fiscally independent of other state and local governments. Additional prescribed criteria under generally accepted accounting principles include; considerations pertaining to organizations for which the primary government is financially accountable; and considerations pertaining to other organizations for which the nature and significance of their relationship with the primary government are such that exclusion would cause the reporting entity’s financial statements to be misleading or incomplete.

## **Note 1 – Summary of Significant Accounting Policies (continued)**

### **Basic Financial Statements**

The basic financial statements include the *Statements of Net Position*, the *Statements of Revenues, Expenses and Changes in Net Position* and the *Statements of Cash Flows*. These statements focus on the sustainability of the Authority as an entity and the change in aggregate financial position resulting from these activities for the fiscal year.

### **Measurement Focus and Basis of Accounting**

The Authority follows proprietary fund accounting and reporting requirements, which utilize the economic resources measurement focus and the accrual basis of accounting. Proprietary funds distinguish operating revenues and expenses from non-operating items. Operating revenues and expenses generally result from providing services and producing and delivering goods in connection with a proprietary fund's principal ongoing operations. The principal operating revenues are charges to customers for water fees. Operating expenses include the cost of services, administrative expenses and depreciation and amortization on capital assets. All revenues and expenses not meeting this definition are reported as non-operating revenues and expenses.

Net position is classified into the following three components:

- Net investment in capital assets – represents the Authority's investments in capital assets, less any outstanding debt or other borrowings used to acquire those assets. Resources needed to repay this debt must be provided from other sources, since the capital assets themselves cannot be used to liquidate these liabilities.
- Restricted – financial resources are reported as restricted when constraints placed on the use of the financial resources are either externally imposed by creditors (such as through debt covenants), grantors, contributors or laws or regulations of other governments or imposed through enabling legislation.
- Unrestricted – net resources not included in the determination of net investment in capital assets or restricted net position.

### **Cash and Cash Equivalents**

For the purpose of the *Statement of Cash Flows*, the Authority defines cash and cash equivalents as cash on hand, demand deposits, certificates of deposit and investments in local government investment pools (i.e., TexPool, TexPool Prime and TexSTAR).

### **Receivables**

All receivables are reported at their gross value and, where appropriate, are reduced by an allowance for amounts considered uncollectible. At December 31, 2015 an allowance for uncollectible accounts was not considered necessary.



*North Harris County Regional Water Authority*  
*Notes to Basic Financial Statements*  
*December 31, 2015*

**Note 1 – Summary of Significant Accounting Policies (continued)**

**Restricted Assets**

Proceeds of bonds or other resources set aside for specific purposes are classified as restricted assets on the balance sheet because their use is limited by applicable bond covenants or contractual agreements.

**Capital Assets**

The Authority defines capital assets as assets with an individual cost of \$5,000 or more and an estimated useful life in excess of one year. Capital assets, which include land, right of way acquisition costs, infrastructure and interest in infrastructure assets constructed by the City of Houston, are reported at historical cost. Donated assets are recorded at their estimated fair value at the date of donation. The costs of normal maintenance and repairs that do not add to the value of assets or materially extend asset lives are not capitalized.

Capital assets are depreciated using the straight-line method over the following estimated useful lives:

<u>Assets</u>	<u>Years</u>
Computer and software	3
Furniture and equipment	5-7
Infrastructure	20-45

Interest costs on assets acquired with tax-exempt borrowings are capitalized, net of interest earned on related interest-bearing investments acquired with proceeds of the related borrowings, from the date of borrowing until the assets are ready for their intended use. During the current fiscal year, the Authority incurred interest costs of \$20,122,474 on construction related tax exempt borrowings and capitalized \$424,565 of net interest.

**Long Term Obligations**

Long term debt and other long term obligations are reported as liabilities on the Authority's *Statement of Net Position*. Bonds payable are reported net of any applicable discount or premium.

*North Harris County Regional Water Authority*  
*Notes to Basic Financial Statements*  
*December 31, 2015*

**Note 1 – Summary of Significant Accounting Policies (continued)**

**Compensated Employee Absences**

Compensated employee absences, which include vacation, compensatory time and sick leave, are accumulated during employment and are accrued when earned. The rate at which an employee earns benefits will vary depending upon their employment status, years employed and position with the Authority. Full-time employees are eligible for vacation time after six months employment and earn between 10 and 25 days vacation per year. At December 31, up to 40 hours of vacation leave is automatically converted to compensatory time. Employees who work at least 32 hours per week earn sick leave at the rate of 3-5 hours per pay period, not to exceed 480 hours. Upon termination, employees are paid for accumulated vacation and compensatory time. The General Manager is also entitled to receive compensation for accrued sick leave.

**Use of Estimates**

The preparation of financial statements in conformity with generally accepted accounting principles requires management to make estimates and assumptions that affect the reported amounts of assets and liabilities, the disclosure of contingent assets and liabilities at the date of the financial statements, and revenues and expenses during the period reported. These estimates include, among others, the collectability of receivables and the useful lives and impairment of capital assets. Estimates and assumptions are reviewed periodically and the effects of revisions are reflected in the financial statements in the period they are determined to be necessary. Actual results could differ from the estimates.

**Note 2 – Cash and Investments**

**Restricted Cash and Investments**

Cash and investments were restricted for the following purposes at December 31, 2015 and 2014:

	2015	2014
Bond reserves	\$ 51,536,692	\$ 44,719,081
Capital improvements	87,283,254	67,648,398
TWBD escrow	40,876,595	
	<u>\$ 179,696,541</u>	<u>\$ 112,367,479</u>

**Note 2 - Cash and Investments (continued)**

**Deposit Custodial Credit Risk**

Custodial credit risk as it applies to deposits (i.e. cash) is the risk that, in the event of the failure of the depository institution, a government will not be able to recover its deposits or will not be able to recover collateral securities. The *Public Funds Collateral Act* (Chapter 2257, Texas Government Code) requires that all of the Authority's deposits with financial institutions be covered by federal depository insurance and, if necessary, pledged collateral held by a third party custodian. The act further specifies the types of securities that can be used as collateral. The Authority's written investment policy establishes additional requirements for collateralization of deposits. As of December 31, 2015, all of the Authority's deposits are insured or fully collateralized.

**Investment Risks**

Investment credit risk is the risk that the investor may not recover the value of an investment from the issuer, while interest rate risk is the risk that the value of an investment will be adversely affected by changes in interest rates. Custodial credit risk is the risk that the investor will not be able to recover the value of its investments that are in the possession of an outside party if the counterparty fails. The Authority's investment policies do not address these risks beyond the rating and maturity restrictions established by state statutes.

**Investments**

The Authority is authorized by the *Public Funds Investment Act* (Chapter 2256, Texas Government Code) to invest in the following: (1) obligations of the United States or its agencies and instrumentalities, (2) direct obligations of the State of Texas or its agencies and instrumentalities, (3) certain collateralized mortgage obligations, (4) other obligations, which are unconditionally guaranteed or insured by the State of Texas or the United States or its agencies or instrumentalities, including obligations that are fully guaranteed or insured by the Federal Deposit Insurance Corporation or by the explicit full faith and credit of the United States, (6) bonds issued, assumed or guaranteed by the State of Israel, (7) insured or collateralized certificates of deposit, (8) certain fully collateralized repurchase agreements, (9) bankers' acceptances with limitations, (10) commercial paper rated A-1 or P-1 or higher and a maturity of 270 days or less, (11) no-load money market mutual funds and no-load mutual funds, with limitations, (12) certain guaranteed investment contracts, (13) certain qualified governmental investment pools and (14) a qualified securities lending program. The Authority has adopted a written investment policy to establish the principles by which the Authority's investment program should be managed. This policy further restricts the types of investments in which the Authority may invest.

**North Harris County Regional Water Authority**  
**Notes to Basic Financial Statements**  
**December 31, 2015**

**Note 2 - Cash and Investments (continued)**

As of December 31, 2015, the Authority's investments and maturities are as follows:

<u>Investment Type</u>	<u>Fair Value</u>	<u>Percentage of Total</u>	<u>Maturities in Years</u>	
			<u>Less Than 1</u>	<u>1-5</u>
Federal National Mortgage Association	\$ 59,036,239	23.6%	\$ 13,041,189	\$ 45,995,050
Federal Home Loan Mortgage Corporation	18,214,671	7.4%	3,124,084	15,090,587
Federal Home Loan Bank	13,353,438	5.3%	12,724,707	628,731
Federal Farm Credit Bank	13,195,248	5.3%	465,313	12,729,935
U.S. Treasury Notes/Bonds	49,650,225	19.9%	17,162,782	32,487,443
TexPool	18,703,780	7.5%	18,703,780	
TexPool Prime	38,824,935	15.5%	38,824,935	
TexSTAR	38,716,866	15.5%	38,716,866	
	<u>\$ 249,695,402</u>	<u>100.0%</u>	<u>\$ 142,763,656</u>	<u>\$ 106,931,746</u>

The Authority considers the investments in TexPool, TexPool Prime and TexSTAR to have a maturity of less than one year because the weighted average maturities of these pools are 76 days, 41 days and 68 days, respectively. The Authority's investments are rated Aaa by Moody's, AAA by Fitch and AA+ by Standard & Poor's. As previously noted, the investment pools are reported as cash equivalents on the *Statement of Net Position*.

As of December 31, 2014, the Authority's investments were as follows:

<u>Investment Type</u>	<u>Fair Value</u>	<u>Percentage of Total</u>	<u>Maturities in Years</u>	
			<u>Less Than 1</u>	<u>1-5</u>
Federal National Mortgage Association	\$ 70,090,476	30.4%	\$ 30,932,625	\$ 39,157,851
Federal Home Loan Mortgage Corporation	19,424,330	8.4%	8,650,182	10,774,148
Federal Home Loan Bank	18,109,825	7.8%	15,189,203	2,920,622
Federal Farm Credit Bank	2,159,944	0.9%	2,158,343	1,601
U.S. Treasury Notes/Bonds	51,057,665	22.1%	27,402,751	23,654,914
U.S. Small Business Administration Participation Certificates	125,145	0.1%	125,145	
TexPool	18,640,648	8.1%	18,640,648	
TexPool Prime	17,974,657	7.8%	17,974,657	
TexSTAR	33,168,002	14.4%	33,168,002	
	<u>\$ 230,750,692</u>	<u>100.0%</u>	<u>\$ 154,241,556</u>	<u>\$ 76,509,136</u>

***North Harris County Regional Water Authority***  
***Notes to Basic Financial Statements***  
***December 31, 2015***

**Note 2 - Cash and Investments (continued)**

The Authority considers the investments in TexPool, TexPool Prime and TexSTAR to have a maturity of less than one year because the weighted average maturities of these pools at December 31, 2014 was 72 days, 40 days and 73 days, respectively. The Authority's investments are rated Aaa by Moody's, AAA by Fitch and AA+ by Standard & Poor's.

Investment income is comprised of the following:

	<u>2015</u>	<u>2014</u>
Interest payments	\$ 2,054,940	\$ 2,107,943
Net decrease in fair value of investments	<u>(1,250,254)</u>	<u>(1,209,574)</u>
Total	<u>\$ 804,686</u>	<u>\$ 898,369</u>

**Investment Pools**

The Authority participates in TexPool, the Texas Local Government Investment Pool. The State Comptroller of Public Accounts exercises oversight responsibility of TexPool, which includes (1) the ability to significantly influence operations, (2) designation of management and (3) accountability for fiscal matters. Additionally, the State Comptroller has established an advisory board composed of both participants in TexPool and other persons who do not have a business relationship with TexPool. The Advisory Board members review the investment policy and management fee structure. Although TexPool is not registered with the SEC as an investment company, it operates in a manner consistent with the SEC's Rule 2a7 of the Investment Company Act of 1940. As permitted by GAAP, TexPool uses amortized cost (which excludes unrealized gains and losses) rather than market value to compute share price. Accordingly, the fair value of the Authority's position in TexPool is the same as the value of TexPool shares.

The Authority also participates in TexSTAR, which also operates as 2a-7 like investment pool. TexSTAR is managed by First Southwest Asset Management and JP Morgan Chase. As with TexPool, the Authority's position in TexSTAR is the same as the value of the Authority's share in TexSTAR.

**North Harris County Regional Water Authority**  
**Notes to Basic Financial Statements**  
**December 31, 2015**

**Note 3 – Capital Assets**

A summary of changes in capital assets during the year ended December 31, 2015, follows:

	Beginning Balance	Additions	Retirements	Ending Balance
Capital assets not being depreciated				
Land and ROW acquisition	\$ 24,617,769	\$ 87,692	\$ -	\$ 24,705,461
Construction in progress	8,684,529	3,589,990	(2,967,072)	9,307,447
Non-depreciable capital assets	<u>33,302,298</u>	<u>3,677,682</u>	<u>(2,967,072)</u>	<u>34,012,908</u>
Capital assets being depreciated/amortized				
Interest in water facilities	77,453,800	5,513,442		82,967,242
Interest in transmission facilities	23,037,070	6,865,644		29,902,714
Infrastructure	274,039,275	2,967,072		277,006,347
Furniture, computers & equipment	221,526			221,526
Subtotal	<u>374,751,671</u>	<u>15,346,158</u>		<u>390,097,829</u>
Less accumulated depreciation/amortization				
Interest in water facilities	(19,052,430)	(992,508)		(20,044,938)
Interest in transmission facilities	(4,613,767)	(520,874)		(5,134,641)
Infrastructure	(31,971,130)	(6,123,075)		(38,094,205)
Furniture, computers & equipment	(220,817)	(712)		(221,529)
Subtotal	<u>(55,858,144)</u>	<u>(7,637,169)</u>		<u>(63,495,313)</u>
Depreciable capital assets, net	<u>318,893,527</u>	<u>7,708,989</u>		<u>326,602,516</u>
Total capital assets, net	<u>\$352,195,825</u>	<u>\$ 11,386,671</u>	<u>\$ (2,967,072)</u>	<u>\$360,615,424</u>

Depreciation and amortization expense for the current year was \$7,637,169.

The Authority had the following contractual commitments for construction projects at December 31, 2015:

Contract	Contractual Commitment	Construction in Progress	Remaining Commitment
Texas State Highway 249 regional pump station (Project 24B)	\$ 258,976	\$ 101,200	\$ 157,776
Booster pump capacity expansion and other improvements at the Spears Road Regional Pump Station (Project 2-5)	4,558,341	4,415,100	143,241
	<u>\$ 4,817,317</u>	<u>\$ 4,516,300</u>	<u>\$ 301,017</u>

**North Harris County Regional Water Authority**  
**Notes to Basic Financial Statements**  
**December 31, 2015**

**Note 4 – Leases**

In 2000, the Authority entered into a lease agreement for office space. The lease was first amended November 1, 2005 and terminated on January 31, 2011. The Authority executed a second amendment, which was effective February 1, 2011 and will terminate on June 30, 2016. The Authority may terminate the lease any time after thirty-six months, by giving six months written notice and by paying a lease termination penalty of \$15,000 if the lease is terminated during the lease term months of 41-52 or a penalty of \$10,000 if the lease is terminated during the lease term months of 53-65. The Authority has also entered into various leases for office equipment. The Authority paid \$124,826 under these leases during the current period. Future annual commitments for leases are as follows:

<u>Year Ending</u>	<u>Amount</u>
2016	\$ 71,067
2017	11,957
	<u>\$ 83,024</u>

**Note 5 – Compensated Absences**

The change in the Authority’s liability for compensated absences for years ending 2015 and 2014 is as follows:

	<u>2015</u>	<u>2014</u>
Balance at beginning of year	\$ 122,145	\$ 116,001
Increase in liability	1,278	6,144
Balance at end of year	<u>\$ 123,423</u>	<u>\$ 122,145</u>

**Note 6 – Senior Lien Revenue Bonds**

The Authority issues Senior Lien Revenue Bonds (Senior Bonds) primarily to finance the design, acquisition and construction of regional water production, transmission, pumping, storage and distribution systems. The principal and interest on the Authority’s bonds will be repaid from net revenues.

Bonds payable, as reported on the financial statements for years ending 2015 and 2014 consists of the following:

	<u>2015</u>	<u>2014</u>
Bonds payable	\$ 473,650,000	\$ 403,920,000
Unamortized premiums	22,351,189	23,558,854
Unamortized discounts	(1,902,406)	(1,988,604)
Total	<u>\$ 494,098,783</u>	<u>\$ 425,490,250</u>
Due within one year	<u>\$ 11,385,000</u>	<u>\$ 10,570,000</u>

*North Harris County Regional Water Authority*  
*Notes to Basic Financial Statements*  
*December 31, 2015*

**Note 6 – Senior Lien Revenue Bonds**

The Authority’s outstanding bonds payable at December 31, 2015 are comprised of the following individual issues:

<u>Series</u>	<u>Amounts Outstanding</u>	<u>Original Issue Amount</u>	<u>Interest Rates</u>	<u>Maturity Date, Serially, Beginning /Ending</u>	<u>Interest Payment Dates</u>	<u>Callable Date</u>
2008	\$ 223,575,000	\$ 238,115,000	4.00% - 5.50%	December 15, 2013/2038	June 15 / December 15	December 15, 2018
2013 Refunding	99,155,000	106,320,000	2.00% - 5.00%	December 15, 2014/2033	June 15 / December 15	December 15, 2022
2014 Refunding	70,485,000	72,510,000	2.00% - 5.00%	December 15, 2015/2035	June 15 / December 15	December 15, 2024
2015	80,435,000	80,435,000	0.45% - 3.21%	December 15, 2017/2045	June 15 / December 15	December 15, 2025
	<u>\$ 473,650,000</u>	<u>\$ 497,380,000</u>				

On December 11, 2015, the Authority issued its \$80,435,000 Series 2015 Senior Lien Revenue Bonds at a net effective interest rate of 2.878434%. The Authority obtained financing for these bonds through the State Water Implementation Revenue Fund for Texas (SWIRFT) of the Texas Water Development Board. Proceeds of the bonds will be used to finance the design, acquisition and construction of the Authority’s proportionate share of the Northeast Water Purification Plant Expansion, the Second Source Transmission Line Phase I and II and the 2025 Distribution System.

On July 23, 2015, the Texas Water Development Board approved a \$953,405,000 multi-year commitment in SWIRFT bonds to the Authority. The Authority intends to issue SWIRFT bonds for each fiscal year through 2021 to fund the Authority’s costs for the Northeast Water Purification Plant Expansion, the Second Source Transmission Line Phase I and II and the 2025 Distribution System. As of December 31, 2015, the Authority has issued \$80,435,000 in SWIRFT bonds.

The change in the Authority’s long term debt for the last two years is as follows:

	<u>2015</u>	<u>2014</u>
Bonds payable, beginning of year	\$ 403,920,000	\$ 425,850,000
Bonds issued	80,435,000	72,510,000
Bonds refunded		(83,870,000)
Bonds retired	(10,705,000)	(10,570,000)
Payable, end of year	<u>\$ 473,650,000</u>	<u>\$ 403,920,000</u>

The Authority was in compliance with the bond covenants as of December 31, 2015.



**North Harris County Regional Water Authority**  
**Notes to Basic Financial Statements**  
**December 31, 2015**

**Note 6 – Senior Lien Revenue Bonds (continued)**

The Senior Bonds are secured by a lien on and pledge out the net revenues of the Authority. As additional security, the bond resolutions required the establishment of an Interest and Sinking Fund, a Reserve Fund and a Coverage Fund. A description of each fund follows:

- Interest and Sinking Fund – Used to accumulate the funds required to make the scheduled payments of debt service on the Senior Bonds. Money in the Interest and Sinking Fund shall be used solely for the purpose of paying principal, interest and any bank charges and other costs associated with payments of debt service on the Senior Bonds. As of December 31, 2015, the Interest and Sinking Fund requirements were \$4,420,449. Investments restricted for this fund were \$9,121,052, of which \$4,700,603 has been classified as unrestricted for reporting purposes.
- The Reserve Fund – Used (to the extent that amounts on deposit in the Interest and Sinking Fund and the Coverage Fund are insufficient) to secure and provide for the payment of principal and interest on the Senior Bonds as they become payable. As of December 31, 2015, the Reserve Fund requirements were \$34,864,274. The Authority has investments and cash equivalents restricted for this fund in the amount of \$34,934,001, of which \$69,727 has been classified as unrestricted for reporting purposes.
- The Coverage Fund – Used to accumulate funds equal to 25% of the maximum annual debt service requirements for outstanding debt in any fiscal year. The Coverage Fund requirement as of December 31, 2015, was \$8,716,068. The Authority has investments and cash equivalents restricted for this fund of \$8,716,068.
- Operation and Maintenance Reserve Fund – Funds from gross revenues of the Authority will be deposited on or before the last business day of the month into this account. As of December 31, 2015, investments restricted for this fund were \$3,535,900.

**Historical Debt Service Coverage**

The Authority maintains certain financial ratios as required by its bond resolutions. The following table summarizes the key ratios:

	2015	2014	2013
Net operating income per financial statements	\$ 35,432,626	\$ 29,701,711	\$ 31,285,818
Add back depreciation and amortization	7,637,169	8,509,077	7,947,351
Net revenues for debt service	43,069,795	38,210,788	39,233,169
Add:			
Coverage fund	8,701,137	8,670,516	8,628,126
Improvement fund	116,247,150	110,914,575	110,454,239
Adjusted net revenues	<u>\$ 168,018,082</u>	<u>\$ 157,795,879</u>	<u>\$ 158,315,534</u>
Debt Service Requirements	<u>\$ 32,873,812</u>	<u>\$ 29,563,728</u>	<u>\$ 30,782,655</u>
Debt service coverage	1.31	1.29	1.27
Adjusted debt service coverage	5.11	5.34	5.14

**Note 6 – Senior Lien Revenue Bonds (continued)**

**Reserve Fund**

The purpose of the Reserve Fund is to provide for ready access to funds on short notice in the event that the Authority is ever unable to make debt service payments in a timely manner. Accordingly, the Reserve Fund must contain cash and investments in a required minimum amount (the “Reserve Fund Requirement”) which is equal to the maximum annual debt service payments on the related bonds. In the alternative, the Reserve Fund Requirement may be satisfied with either: (i) a surety bond or insurance policy, if the insurer strength rating of the issuer of the surety bond or insurance policy is rated “AAA” or the equivalent; or (ii) an unconditional irrevocable letter of credit issued by a bank rated “AA” or the equivalent.

The Master Resolution provides that, in the event the insurer strength rating of the provider of a surety bond satisfying the Reserve Fund Requirements falls below “AAA” (but not below “A”), the Authority must take one of the following steps:

- i. deposit into the Reserve Fund cash sufficient to cause money in the Reserve Fund to accumulate to the Reserve Fund Requirement, such amount to be paid over the ensuing five years in equal installments at least semi-annually, or
- ii. replace the surety bond with another surety bond, insurance policy or letter of credit issued by an adequately rated provider within six months of such downgrade.

The Master Resolution further provides that in the event the insurer strength rating of the provider of a surety bond satisfying the Reserve Fund Requirement falls below “A”, the Authority must take one of the following steps:

- i. deposit into the Reserve Fund cash sufficient to cause the money in the Reserve Fund to accumulate to the Reserve Fund Requirement, such amount to be paid over the ensuing year in equal installments on at least a monthly basis, or
- ii. replace such instrument with a surety bond, insurance policy or letter of credit issued by an adequately rated provider within six months of such occurrence.

As of December 31, 2015, the Reserve Fund Requirement is \$34,864,274, which consists of \$17,073,413 for the Series 2008 Senior Bonds, \$8,051,006 for the 2013 Senior Lien Revenue Refunding Bonds, \$5,559,850 for the 2014 Senior Lien Revenue Refunding Bonds and \$4,180,005 for the 2015 Senior Lien Revenue Bonds. All of the Reserve Fund Requirements have been met. Additionally, the 2014 Reserve Fund has a surplus of \$132,860 and the 2015 Reserve Fund has a surplus of \$731.

*North Harris County Regional Water Authority*  
*Notes to Basic Financial Statements*  
*December 31, 2015*

**Note 6 – Senior Lien Revenue Bonds (continued)**

**Debt Service Requirements**

Principal and interest payments on the Senior Bonds will be provided through the payment of water fees by utility districts and non-exempt well owners. As of December 31, 2015, the debt service requirements on the Senior Bonds outstanding are as follows:

<u>Year</u>	<u>Principal</u>	<u>Interest</u>	<u>Totals</u>
2016	\$ 11,385,000	\$ 21,337,901	\$ 32,722,901
2017	13,900,000	20,826,394	34,726,394
2018	14,400,000	20,332,935	34,732,935
2019	14,960,000	19,782,127	34,742,127
2020	15,610,000	19,139,681	34,749,681
2021	16,230,000	18,518,499	34,748,499
2022	16,995,000	17,770,197	34,765,197
2023	17,745,000	17,011,061	34,756,061
2024	18,525,000	16,239,869	34,764,869
2025	19,350,000	15,427,619	34,777,619
2026	20,270,000	14,523,293	34,793,293
2027	21,215,000	13,569,183	34,784,183
2028	22,105,000	12,684,025	34,789,025
2029	23,050,000	11,744,946	34,794,946
2030	24,095,000	10,708,763	34,803,763
2031	25,270,000	9,537,380	34,807,380
2032	26,475,000	8,341,005	34,816,005
2033	27,750,000	7,073,916	34,823,916
2034	20,995,000	5,777,721	26,772,721
2035	22,050,000	4,728,371	26,778,371
2036	17,605,000	3,624,612	21,229,612
2037	18,490,000	2,736,062	21,226,062
2038	19,430,000	1,801,982	21,231,982
2039	3,335,000	819,756	4,154,756
2040	3,440,000	715,704	4,155,704
2041	3,550,000	608,376	4,158,376
2042	3,665,000	494,776	4,159,776
2043	3,795,000	377,496	4,172,496
2044	3,915,000	255,677	4,170,677
2045	4,050,000	130,005	4,180,005
	<u>\$ 473,650,000</u>	<u>\$ 296,639,328</u>	<u>\$ 770,289,328</u>

*North Harris County Regional Water Authority  
Notes to Basic Financial Statements  
December 31, 2015*

**Note 7 – Capital Contributions**

In 2003, the Authority entered into contracts with twenty-four Municipal Utility Districts (MUDs) to provide funds to pay capital expenses of the Authority’s system. Each MUD has paid a Capital Contribution based on a percentage of its pro-rata share of the total groundwater production for all water utilities during the calendar year 2002. Capital contributions of \$32,573,177 were made to the Authority in the 2003 fiscal year. The participating MUDs began receiving contribution credits against their individual water fees distributed over the life of the Series 2003 Senior Bonds beginning with the 2003 third quarter pumpage fees. Any amounts remaining plus accrued interest at the end of the capital contribution expiration date will be credited against any amounts owed to the Authority by the MUDs or paid to the MUDs by the Authority.

Future contribution credits including interest, principal and remaining balance, at the effective interest rate of the Senior Bonds for the 2003 capital contributions as of December 31, 2015 are as follows:

<u>Year</u>	<u>Principal</u>	<u>Interest</u>	<u>Total</u>	<u>Remaining Balance</u>
2016	\$ 976,717	\$ 1,397,125	\$ 2,373,842	\$ 26,648,135
2017	1,026,113	1,347,729	2,373,842	25,622,022
2018	1,078,008	1,295,834	2,373,842	24,544,014
2019	1,132,528	1,241,314	2,373,842	23,411,486
2020	1,189,806	1,184,036	2,373,842	22,221,680
2021	1,249,981	1,123,861	2,373,842	20,971,699
2022	1,313,198	1,060,644	2,373,842	19,658,501
2023	1,379,613	994,229	2,373,842	18,278,888
2024	1,449,387	924,455	2,373,842	16,829,501
2025	1,522,690	851,152	2,373,842	15,306,811
2026	1,599,700	774,142	2,373,842	13,707,111
2027	1,680,605	693,237	2,373,842	12,026,506
2028	1,765,601	608,241	2,373,842	10,260,905
2029	1,854,897	518,945	2,373,842	8,406,008
2030	1,948,708	425,134	2,373,842	6,457,300
2031	2,047,264	326,578	2,373,842	4,410,036
2032	2,150,804	223,038	2,373,842	2,259,232
2033	2,259,232	114,261	2,373,493	
	<u>\$ 27,624,852</u>	<u>\$ 15,103,955</u>	<u>\$ 42,728,807</u>	

In 2005, the Authority entered into agreements with nineteen MUDs. Capital contributions of \$14,675,978 were made to the Authority in the 2005 fiscal year. The participating MUDs began receiving contribution credits against their individual water fees distributed over the life of the Series 2005 Senior Bonds beginning with the 2005 third quarter pumpage fees. As with the 2003 contribution credits, any amounts remaining plus accrued interest at the end of the capital contribution date will be credited against any amounts owed to the Authority by the MUDs or paid to the MUDs by the Authority.

*North Harris County Regional Water Authority*  
*Notes to Basic Financial Statements*  
*December 31, 2015*

**Note 7 – Capital Contributions (continued)**

Future contribution credits including interest, principal and remaining balance, at the effective interest rate of the Senior Bonds for the 2005 capital contributions as of December 31, 2015 are as follows:

<u>Year</u>	<u>Principal</u>	<u>Interest</u>	<u>Total</u>	<u>Remaining Balance</u>
2016	\$ 391,232	\$ 609,647	\$ 1,000,879	\$ 12,286,764
2017	410,045	590,834	1,000,879	11,876,719
2018	429,763	571,116	1,000,879	11,446,956
2019	450,429	550,450	1,000,879	10,996,527
2020	472,089	528,790	1,000,879	10,524,438
2021	494,790	506,089	1,000,879	10,029,648
2022	518,583	482,296	1,000,879	9,511,065
2023	543,520	457,359	1,000,879	8,967,545
2024	569,657	431,222	1,000,879	8,397,888
2025	597,050	403,829	1,000,879	7,800,838
2026	625,760	375,119	1,000,879	7,175,078
2027	655,851	345,028	1,000,879	6,519,227
2028	687,389	313,490	1,000,879	5,831,838
2029	720,443	280,436	1,000,879	5,111,395
2030	755,087	245,792	1,000,879	4,356,308
2031	791,397	209,482	1,000,879	3,564,911
2032	829,453	171,426	1,000,879	2,735,458
2033	869,339	131,540	1,000,879	1,866,119
2034	911,143	89,736	1,000,879	954,976
2035	954,976	45,922	1,000,898	
	<u>\$ 12,677,996</u>	<u>\$ 7,339,603</u>	<u>\$ 20,017,599</u>	

In 2008, the Authority entered into contracts with twenty MUDs to provide funds to pay capital expenses of the Authority's system. Each MUD has paid a Capital Contribution based on a percentage of its pro-rata share of the total groundwater production for all water utilities during the calendar year 2009. Capital contributions of \$30,936,787 and \$4,960,093 were made to the Authority in the 2008 and 2009 fiscal years, respectively, for total 2008 contributions of \$35,896,880. The participating MUDs began receiving contribution credits against their individual water fees distributed over the life of the Series 2008 Senior Bonds beginning with the 2009 first quarter pumpage fees. Any amounts remaining plus accrued interest at the end of the capital contribution expiration date will be credited against any amounts owed to the Authority by the MUDs or paid to the MUDs by the Authority.

*North Harris County Regional Water Authority*  
*Notes to Basic Financial Statements*  
*December 31, 2015*

**Note 7 – Capital Contributions (continued)**

Future contribution credits including interest, principal and remaining balance, at the effective interest rate of the Senior Bonds for the 2008 capital contributions as of December 31, 2015 are as follows:

<u>Year</u>	<u>Principal</u>	<u>Interest</u>	<u>Total</u>	<u>Remaining Balance</u>
2016	\$ 792,856	\$ 1,850,808	\$ 2,643,664	\$ 33,637,587
2017	835,476	1,808,188	2,643,664	32,802,111
2018	880,387	1,763,277	2,643,664	31,921,724
2019	927,712	1,715,952	2,643,664	30,994,012
2020	977,581	1,666,083	2,643,664	30,016,431
2021	1,030,131	1,613,533	2,643,664	28,986,300
2022	1,085,505	1,558,159	2,643,664	27,900,795
2023	1,143,857	1,499,807	2,643,664	26,756,938
2024	1,205,345	1,438,319	2,643,664	25,551,593
2025	1,270,138	1,373,526	2,643,664	24,281,455
2026	1,338,414	1,305,250	2,643,664	22,943,041
2027	1,410,361	1,233,303	2,643,664	21,532,680
2028	1,486,175	1,157,489	2,643,664	20,046,505
2029	1,566,064	1,077,600	2,643,664	18,480,441
2030	1,650,248	993,416	2,643,664	16,830,193
2031	1,738,957	904,707	2,643,664	15,091,236
2032	1,832,435	811,229	2,643,664	13,258,801
2033	1,930,937	712,727	2,643,664	11,327,864
2034	2,034,735	608,929	2,643,664	9,293,129
2035	2,144,112	499,552	2,643,664	7,149,017
2036	2,259,369	384,295	2,643,664	4,889,648
2037	2,380,821	262,843	2,643,664	2,508,827
2038	2,508,827	134,862	2,643,689	
	<u>\$ 34,430,443</u>	<u>\$ 26,373,854</u>	<u>\$ 60,804,297</u>	

*North Harris County Regional Water Authority*  
*Notes to Basic Financial Statements*  
*December 31, 2015*

**Note 7 – Capital Contributions (continued)**

Future contribution credits including interest, principal and remaining balance, at the effective interest rate of the Senior Bonds for all capital contributions as of December 31, 2015 are as follows:

<u>Year</u>	<u>Principal</u>	<u>Interest</u>	<u>Total</u>	<u>Remaining Balance</u>
2016	\$ 2,160,805	\$ 3,857,580	\$ 6,018,385	\$ 72,572,457
2017	2,271,634	3,746,751	6,018,385	70,300,852
2018	2,388,158	3,630,227	6,018,385	67,912,694
2019	2,510,669	3,507,716	6,018,385	65,402,025
2020	2,639,476	3,378,909	6,018,385	62,762,549
2021	2,774,902	3,243,483	6,018,385	59,987,647
2022	2,917,286	3,101,099	6,018,385	57,070,361
2023	3,066,990	2,951,395	6,018,385	54,003,371
2024	3,224,389	2,793,996	6,018,385	50,778,982
2025	3,389,878	2,628,507	6,018,385	47,389,104
2026	3,563,874	2,454,511	6,018,385	43,825,230
2027	3,746,817	2,271,568	6,018,385	40,078,413
2028	3,939,165	2,079,220	6,018,385	36,139,248
2029	4,141,404	1,876,981	6,018,385	31,997,844
2030	4,354,043	1,664,342	6,018,385	27,643,801
2031	4,577,618	1,440,767	6,018,385	23,066,183
2032	4,812,692	1,205,693	6,018,385	18,253,491
2033	5,059,508	958,528	6,018,036	13,193,983
2034	2,945,878	698,665	3,644,543	10,248,105
2035	3,099,088	545,474	3,644,562	7,149,017
2036	2,259,369	384,295	2,643,664	4,889,648
2037	2,380,821	262,843	2,643,664	2,508,827
2038	2,508,827	134,862	2,643,689	
	<u>\$ 74,733,291</u>	<u>\$ 48,817,412</u>	<u>\$ 123,550,703</u>	

Changes in capital contributions for the current and prior year are as follows:

	<u>2015</u>	<u>2014</u>
Capital contributions, beginning balance	\$ 76,788,665	\$ 78,743,775
Principal repayments	(2,055,374)	(1,955,110)
Capital contributions, ending balance	<u>\$ 74,733,291</u>	<u>\$ 76,788,665</u>

*North Harris County Regional Water Authority*  
*Notes to Basic Financial Statements*  
*December 31, 2015*

**Note 8 – Chloramination Conversion Credits**

Entities designated to receive surface water from the Authority were required to install chloramine disinfection systems at their facilities. The Authority has established a program to reimburse entities for the cost of constructing these systems. The reimbursement is in the form of a credit against pumpage and/or surface water fees. The credit is calculated by amortizing the cost of the chloramines system at six percent interest over a thirty year period, which will begin the year that the facilities are placed in service. The annual credit will be divided by twelve and the resulting amount will be credited monthly toward the fees payable to the Authority for water used. As of December 31, 2015, approximately fifty entities have provided the required documentation to the Authority and are receiving the monthly chloramination credit.

During the current fiscal year, the Authority reimbursed District’s \$334,045 in principal and \$1,211,037 in interest for their chloramination conversion facilities.

Changes to the Authority’s liability for chloramination credits for the current and prior year are as follows:

	2015	2014
Chloramine credits payable, beginning of year	\$ 20,184,018	\$ 20,499,155
Principal repayments	(334,045)	(315,137)
Chloramine credits payable, end of year	<u>\$ 19,849,973</u>	<u>\$ 20,184,018</u>



*North Harris County Regional Water Authority*  
*Notes to Basic Financial Statements*  
*December 31, 2015*

**Note 8 – Chloramination Conversion Credits (continued)**

As of December 31, 2015, the annual chloramination credits, including principal, interest and remaining balance are as follows:

<u>Year</u>	<u>Principal</u>	<u>Interest</u>	<u>Total</u>	<u>Remaining Balance</u>
2016	\$ 354,088	\$ 1,190,995	\$ 1,545,083	\$ 19,495,885
2017	375,333	1,169,749	1,545,082	19,120,552
2018	397,853	1,147,229	1,545,082	18,722,699
2019	421,724	1,123,358	1,545,082	18,300,975
2020	447,028	1,098,055	1,545,083	17,853,947
2021	473,850	1,071,233	1,545,083	17,380,097
2022	502,281	1,042,802	1,545,083	16,877,816
2023	532,417	1,012,665	1,545,082	16,345,399
2024	564,362	980,720	1,545,082	15,781,037
2025	598,224	946,858	1,545,082	15,182,813
2026	634,118	910,965	1,545,083	14,548,695
2027	672,165	872,918	1,545,083	13,876,530
2028	712,495	832,588	1,545,083	13,164,035
2029	755,244	789,838	1,545,082	12,408,791
2030	800,559	744,524	1,545,083	11,608,232
2031	848,592	696,490	1,545,082	10,759,640
2032	899,508	645,575	1,545,083	9,860,132
2033	953,478	591,604	1,545,082	8,906,654
2034	1,010,687	534,395	1,545,082	7,895,967
2035	1,071,328	473,754	1,545,082	6,824,639
2036	1,135,608	409,475	1,545,083	5,689,031
2037	1,203,744	341,338	1,545,082	4,485,287
2038	1,275,969	269,113	1,545,082	3,209,318
2039	1,352,527	192,555	1,545,082	1,856,791
2040	1,363,300	111,404	1,474,704	493,491
2041	456,167	21,112	477,279	37,324
2042	37,324	1,131	38,455	
	<u>\$ 19,849,973</u>	<u>\$ 19,222,443</u>	<u>\$ 39,072,416</u>	

**Note 9 – Unrestricted Net Position**

Included in the Authority's unrestricted net position (i.e., the residual of assets less liabilities) of \$117,486,436, is \$116,247,150 in cash and investments, which the Authority has designated as additional bond reserves and has deposited in the Improvement Fund.

*North Harris County Regional Water Authority*  
*Notes to Basic Financial Statements*  
*December 31, 2015*

**Note 10 – Risk Management**

The Authority is exposed to various risks related to torts: theft of, damage to and destruction of assets; errors and omissions; and natural disasters. The Authority's risk management program encompasses various means of protecting the Authority against loss by obtaining property, casualty and liability coverage through commercial insurance carriers. There have been no significant reductions in insurance coverage. Settlement amounts have not exceeded insurance coverage for the current year or the three prior years.

**Note 11 – Deferred Compensation Plans**

The Authority offers its employees a deferred compensation plan created in accordance with Internal Revenue Code, Section 457. The plan is available and permits employees to defer a portion of their salary until future years. The deferred compensation is not available to employees until termination, retirement, death or unforeseeable emergency. The plan is administered by the International City Management Association - Retirement Corporation (ICMA-RC).

**Note 12 – Pension Plan**

The Authority has established the North Harris County Regional Water Authority Qualified Pension Plan 401(a) (the "Plan"). The Plan covers all employees. Under the terms of the Plan, active participants become 100% vested on the fifth anniversary of employment. Participants are eligible for payment of benefits upon reaching age 70½, becoming disabled or separating from service for any other reason. Benefits are distributed in accordance with the instructions of the participants. The Board of Directors appointed ICMA-RC to serve as Plan administrator and trustee. The Plan provides for a minimum Authority contribution of 7% of total current covered payroll. At December 31, 2015, all of the Authority's employees were members of the Plan. Non-vested contributions are immaterial to total contributions at December 31, 2015. Vested contributions are solely the possession of participating employees. Total covered payroll was \$929,542 for the year ended December 31, 2015. Employer contributions to the Plan were \$88,977.

In 2003, the Authority established an additional 401(a) plan for management employees only. It is identical to the above Plan with the following exceptions: 1) management employees are fully vested on the second anniversary of employment and 2) the Plan provides for a minimum Authority contribution of 25% for the current year annual covered payroll of the General Manager. The total payroll and employer contributions for this plan are included in the totals above.

**Note 13 – Water Supply Contracts**

In December 2002, the Authority entered into a forty year contract with the City of Houston (Houston) for the purchase of capacity in certain untreated water facilities and treated water facilities, including transmission facilities, of Houston. Under the terms of the contract, Houston will provide surface water to the Authority at a point of delivery to be located near Highway 59 and Beltway 8.

**Note 13 – Water Supply Contracts (continued)**

The contract stipulates that the Authority will purchase capacity, in phases, in Houston’s surface water system. Houston will be responsible for the design, construction, ownership, maintenance and operation of both treated and untreated water facilities prior to a mutually agreeable delivery point(s). The Authority will be responsible for the design, construction, ownership, maintenance and operation of all facilities located beyond the point of delivery.

During 2003, the Authority made its first payment of \$51,492,844 to Houston for the purchase of capacity in Houston’s treated water facilities and transmission facilities constructed prior to the effective date of the contract. In 2009, the Authority made additional payments for the total amount of \$21,799,523 for the Existing Untreated Water Facilities Initial Untreated Water Demand Allocation of 31 million gallons per day (“MGD”).

The Authority will pay Houston, on a monthly basis, its pro-rata share of operating and maintenance costs of the treated and untreated water facilities and transmission lines based on an annual operating budget. Such monthly payments will include an amount adequate to establish an operating reserve. The contract also provides the Authority with the option to purchase additional capacity in the future. The Authority paid Houston for purchased surface water during the current year. Pursuant to the contract, Houston engaged an independent auditor to calculate the true-up of operating costs for the fiscal years ending June 30, 2011, June 30, 2012, June 30, 2013, June 30, 2014 and June 30, 2015. As of December 31, 2015, the net amount owed to the Authority by the City of Houston for all five years is \$241,199, which has been recorded as Due from other governments in the *Statement of Net Position*.

**Luce Bayou Interbasin Transfer Project**

In January 2009, the Authority and Houston executed the First Supplement (the “Supplement”) to the Water Supply Contract to increase the supply of untreated surface water available to the Authority, Houston and the other entities through the construction of the Luce Bayou Interbasin Transfer Project (“Luce Bayou”). When completed, Luce Bayou will convey approximately 400 MGD of untreated surface water from the Trinity River to Lake Houston. The Supplement addresses the allocation of capacity in Luce Bayou and how the costs of the project will be shared by the Authority, the other entities and Houston. The Supplement and Water Supply Contract remain in effect until 2080.

The Coastal Water Authority (CWA) has been designated as the project manager and, working with Houston, is responsible for all decisions and actions relating to the design, development, procurement and construction of all aspects of Luce Bayou. Houston will issue (or cause CWA to issue) bonds, notes or other obligations to pay for all of the costs of the project, except for the right-of-way costs and CWA interest amount (\$360,836 as calculated in the Supplement). In addition to the other terms of the Supplement, neither party shall have any obligation to pay any funds for the project unless and until Houston or CWA have obtained \$28,000,000 in funding from the Texas Water Development Board’s Water Infrastructure Fund that provides for: (i) the accrual of zero interest on such funds for up to 10 years or until the project is completed, whichever occurs first; and (ii) no interest or principal payments on such funds during the 10 year period.

*North Harris County Regional Water Authority  
Notes to Basic Financial Statements  
December 31, 2015*

**Note 13 – Water Supply Contracts (continued)**

Houston agrees to cause the construction of the project so that it is substantially complete by June 30, 2019. The project will be completed in two stages as follows: (1) Phase I will be the permitting, engineering, surveying, right-of-way and site acquisition, which is currently estimated at a cost of \$43,000,000 and (2) Phase II of the project will be the construction and related costs, which is currently estimated at a cost of \$214,000,000.

Under the terms of the contract, the Authority will make the following payments to Houston:

- Lump Sum Payments for Project Right of Way Costs and Payment of CWA Interest Costs;
- Payments for Existing Untreated Water Supply Facilities; and
- Payments for Phases 1 and 2 Annual New Untreated Water Facilities.

Lump Sum Payments. Payment of the Authority's pro-rata share of the CWA interest costs is \$57,734 which was paid January 27, 2009. Currently, Houston estimates that the right-of-way costs will be \$15,000,000. The Authority has paid Houston a lump sum payment for these costs in three payments as follows: (1) \$1,600,000 which was paid June 15, 2009, (2) \$800,000, which was paid June 15, 2010 and (3) \$800,000 which was paid on July 15, 2012.

Houston and the Authority agreed to "true-up" the payments made by the Authority for the right-of-way costs such that if the Authority has underpaid, taking into account interest accrued, it will pay Houston for the shortfall within 60 days of receiving the final accounting and Houston agrees to refund the Authority any overpayment within 60 days of receiving the final accounting.

Payments for Existing Untreated Water Facilities. The Authority seeks to increase its Untreated Water Facilities Demand from 31 MGD to 159 MGD, which is currently estimated to be the Authority's surface water demand in the year 2040. Under the terms of the Supplement, the Authority is required to make four payments to Houston for Existing Untreated Water Facilities. Each payment is based on a formula defined in the Supplement based on the Authority's water demand needs in 2025, 2030, 2035 and 2040.

The first payment is due within 60 days of receiving notification from Houston of the completion of Luce Bayou; the second payment is due the earlier of 60 days after sending notice to Houston of the Authority's water demand needs for 2030 or June 30, 2025; the third payment is due the earlier of 60 days after sending notice to Houston of the Authority's water demand needs for 2035 or June 30, 2030; and the fourth payment is due the earlier of 60 days after sending notice to Houston of the Authority's water demand needs for 2040 or June 30, 2035.

**Note 13 – Water Supply Contracts (continued)**

Payment for Phases 1 and 2 Annual New Untreated Water Facilities. Payments made to Houston for Phase 1 and 2 Annual New Untreated Water Facilities are to be used only for the purpose of making debt service payments on obligations issued by either Houston or CWA for the construction of Phase 1 and Phase 2 of Luce Bayou. The formulas used to calculate payments are defined in the contract and take into consideration the Authority's 159 MGD untreated water reservation, the total amount of untreated water sold by Houston to all customers and Houston's annual debt service requirement. In the 2013 fiscal year, the CWA received financial assistance in the amount of \$28,754,000 from the State of Texas under the State Participation Program. The Authority's pro-rata share of debt service payments on this obligation will be repaid over 33 years, beginning in 2018.

**Northeast Water Purification Plant Expansion Project**

On February 25, 2015, the Authority and Houston executed the Second Supplement to the Water Supply Contract to increase the supply of treated water to the Authority from 31 MGD to 144 MGD. In order to provide this additional capacity, Houston will expand the Northeast Water Purification Plant in 2 phases. Phase 1 will provide the Authority with an additional 51.05 MGD capacity no later than August 31, 2021 and Phase 2 will provide an additional 61.95 MGD of capacity no later than June 30, 2024.

The Authority's estimated share of total costs is approximately \$469 million. Houston will issue cash calls as needed to fund the expansion. During the current year, the Authority paid Houston \$5,442,891 pursuant to the Second Supplement to the Water Supply Contract.

**Northeast Transmission Line**

On November 10, 2015, the Authority and Houston executed the Third Supplement to the Water Supply Contract to clarify and agree to the terms for the cost sharing, permitting, engineering, surveying, construction, operation and maintenance necessary for the Segment 1 of the Northeast Transmission Line. The Authority's estimated share of the total costs is approximately \$3,604,970. Houston will invoice the Authority prior to engaging a design engineer and prior to awarding the construction contract. The Authority has recorded a liability in the amount of \$48,450 for its pro-rata share of project costs incurred through the effective date of the Third Supplement.

On November 10, 2015, the Authority and Houston executed the Fourth Supplement to the Water Supply Contract to clarify and agree to the terms for the cost sharing, permitting, engineering, surveying, construction, operation and maintenance necessary for the Segment 2 of the Northeast Transmission Line. The Authority's estimated share of the total costs is approximately \$238,040,085. Houston will invoice the Authority prior to engaging a design engineer and prior to awarding the construction contract. The Authority has recorded a liability in the amount of \$6,817,194 for its pro-rata share of project costs incurred through the effective date of the Fourth Supplement.

*North Harris County Regional Water Authority*  
*Notes to Basic Financial Statements*  
*December 31, 2015*

**Note 14 – Joint Facilities**

In 2004, the Authority entered into an Agreement for Joint Financing, Design, Construction, Operation and Maintenance of Surface Water Transmission Facilities (“Joint Financing Agreement”) with Harris County Municipal Utility District No. 33 (No. 33) on behalf of the Central Harris County Water Users Consortium, now Central Harris County Regional Water Authority (the “Central Authority”), a consortium of conservation and reclamation Districts established and operating pursuant to the Central Harris County Water Users Consortium Agreement, dated December 13, 2002. The purpose of the Joint Financing Agreement was to memorialize the terms under which the Authority and the Central Authority would share the cost of constructing certain joint facilities necessary to receive treated surface water from Houston.

In October 2007, the Authority and Central Authority entered into an Interlocal Agreement to establish the terms under which the Authority and the Central Authority agreed to share the costs of acquiring properties, rights-of-way, easements and other property interests necessary to construct the joint facilities.

In February 2008, the Authority entered into a Letter of Understanding (the “LOU”) with the Central Authority, which served as an amendment to the Joint Financing Agreement. The LOU expressed the mutual understanding that it was in the best interest of both parties for the Authority to construct a portion of the proposed Central Authority facilities in conjunction with the Authority’s facilities.

On November 6, 2013 the Authority and Central Authority amended and restated the Joint Financing Agreement (the “Amended Agreement”) to consolidate the respective rights and obligations of both parties under the previous agreements and to establish the terms and conditions under which the parties would share the costs of construction, operation and maintenance of the joint facilities constructed by the Authority.

The terms of the Amended Agreement establish that capital costs for each existing joint facility will be allocated between the Authority and the Central Authority on a pro rata basis. Accordingly, the Central Authority paid the Authority \$7,679,119 for its pro rata share of existing joint facilities in December 2013. In the event that the parties decide to jointly finance and construct additional facilities, a separate written agreement will have to be executed. The Authority holds legal title to the joint facilities; however, each party has the use and benefit of its pro rata share of capacity.

The Authority is responsible for the operation and maintenance of the joint facilities. Upon execution of the Amended Agreement, the Central Authority owed the Authority \$170,503 for operation and maintenance costs through December 31, 2012. This amount was paid in December 2013. During the current year, the Central Authority paid the Authority \$72,053 for its pro-rata share of monthly operation and maintenance costs.

## Supplementary Information

*(This page intentionally left blank)*



**North Harris County Regional Water Authority**  
**Schedule of Expenses**  
**Last Five Fiscal Years**

	2015	2014	2013	2012	2011
<b>Personnel</b>					
Employee salaries	\$ 955,192	\$ 925,728	\$ 846,823	\$ 744,656	\$ 788,713
Employee retirement	88,977	85,641	79,095	68,946	73,580
Group insurance	104,225	98,521	80,894	73,462	76,059
Medicare/ Social security	59,232	58,178	53,119	45,082	49,374
Workers' compensation insurance					(762)
Unemployment compensation	62	1,656	63	1,566	510
	<u>1,207,688</u>	<u>1,169,724</u>	<u>1,059,994</u>	<u>933,712</u>	<u>987,474</u>
<b>Professional fees</b>					
Legal	150,616	298,558	157,581	126,375	124,597
Engineering	1,702,550	2,361,412	1,989,815	1,650,175	1,518,622
Financial services	4,860	5,805	4,330	4,050	7,020
Legislative consultant	130,000	130,000	130,000	130,000	130,000
Investment management services	142,930	148,317	147,560	160,778	125,796
Redistricting/mapping		2,300		4,700	1,491
Audit	27,500	27,750	26,450	26,000	26,000
	<u>2,158,456</u>	<u>2,974,142</u>	<u>2,455,736</u>	<u>2,102,078</u>	<u>1,933,526</u>
<b>Purchased Services</b>					
Bulk water purchases	13,725,609	15,395,630	14,199,064	9,927,829	11,638,515
	<u>13,725,609</u>	<u>15,395,630</u>	<u>14,199,064</u>	<u>9,927,829</u>	<u>11,638,515</u>
<b>Contracted services</b>					
Operations and maintenance	1,983,564	1,765,057	2,233,857	1,728,817	1,439,198
Temporary services	4,960	16,564	14,170	19,025	32,701
	<u>1,988,524</u>	<u>1,781,621</u>	<u>2,248,027</u>	<u>1,747,842</u>	<u>1,471,899</u>
<b>Occupancy and office</b>					
Office lease	110,017	107,319	102,804	98,206	97,638
Safe deposit box			75	75	
Bank charges	4,202	3,325	11,153	428	127
Printing and office	102,404	42,798	141,087	96,725	96,389
Postage and delivery	38,807	4,563	3,896	32,601	33,061
Telephone	47,906	47,017	84,383	29,974	19,020
Utilities	715,751	784,545	779,591	776,340	1,004,248
Equipment leases	14,810	14,709	16,115	14,724	15,776
Meeting sites					906
Internet service	38,376	41,935	34,517	12,750	9,221
Communication services	72,000	79,129	72,000	72,000	72,000
	<u>1,144,273</u>	<u>1,125,340</u>	<u>1,245,621</u>	<u>1,133,823</u>	<u>1,348,386</u>

See accompanying auditors' report.

*North Harris County Regional Water Authority  
Schedule of Expenses  
Last Five Fiscal Years*

	2015	2014	2013	2012	2011
<b>Other</b>					
Director fees	\$ 25,650	\$ 24,450	\$ 23,100	\$ 22,950	\$ 23,850
Election expense	31,956	48,785			
Technology transfer projects	34,788	34,863	34,863	39,888	37,863
Insurance	80,917	83,871	82,763	66,364	103,393
Travel	37,065	32,224	29,309	25,627	31,368
Legal notices		25,841			
Membership/Subscription fees	13,035	11,887	11,083	6,564	7,538
Computer services	11,295	14,264	16,083	13,145	12,049
Computer software and equipment	9,200	1,845	7,806	6,644	
Maintenance and repairs	5,864	16,502	16,397	17,325	15,191
Office furniture	1,300		2,760	1,509	2,562
Public education		7,981			
Water conservation	48,845	42,499	48,450	49,767	45,247
Mileage reimbursement	6,788	5,506	4,664	4,628	5,430
Permit fees	506,700	507,110	534,784	523,416	444,080
Seminars/training	9,950	8,443	8,760	9,200	9,600
Security	830	1,088	744	842	682
Miscellaneous	21,621			744	
Administrative			55,534		
	<u>845,804</u>	<u>867,159</u>	<u>877,100</u>	<u>788,613</u>	<u>738,853</u>
<b>Expenses Before Depreciation and Amortization</b>	<u>21,070,354</u>	<u>23,313,616</u>	<u>22,085,542</u>	<u>16,633,897</u>	<u>18,118,653</u>
Depreciation and Amortization	<u>7,637,169</u>	<u>8,509,077</u>	<u>7,947,351</u>	<u>8,241,929</u>	<u>7,161,376</u>
<b>Total Expenses</b>	<u><u>\$ 28,707,523</u></u>	<u><u>\$ 31,822,693</u></u>	<u><u>\$ 30,032,893</u></u>	<u><u>\$ 24,875,826</u></u>	<u><u>\$ 25,280,029</u></u>

See accompanying auditors' report.

*North Harris County Regional Water Authority  
Schedule of Principal Water Users  
December 31, 2015*

Name	Total Gallons	Fees Paid	Share (%)
Harris Co. M.U.D. 358	889,970,810	\$ 1,779,942	2.9612%
Harris Co. F.W.S.D. 61	845,727,000	1,691,454	2.8140%
NW Harris Co. M.U.D. 5	808,367,082	1,656,254	2.6897%
Tomball, City of	757,109,000	1,514,218	2.5191%
Harris Co. M.U.D. 387	716,989,000	1,433,978	2.3857%
Bridgestone M.U.D.	666,524,247	1,378,440	2.2177%
Harris Co. M.U.D. 367 & 383	561,887,322	1,311,331	1.8696%
Harris Co. M.U.D. 365	500,742,000	1,001,484	1.6661%
Aqua Texas, Inc.	486,972,306	1,010,638	1.6203%
Harris Co. M.U.D. 24	480,047,739	1,054,398	1.5973%
Subtotal	6,714,336,506	13,832,137	22.3407%
All other retail utilities	22,363,273,538	40,300,161	74.4097%
All private well owners	976,619,870	1,953,240	3.2496%
Total	30,054,229,914	\$ 56,085,538	100.0000%

See accompanying auditors' report.

*North Harris County Regional Water Authority  
 Historical Rates and Charges  
 December 31, 2015*

Effective Date	Fee Schedule (Rate Per 1,000 Gallons of Water)	
January 1, 2000	\$ 0.12	
April 1, 2000	0.25	
October 1, 2003	0.34	
April 1, 2005	0.59	
October 1, 2006	0.84	
October 1, 2007	0.99	
October 1, 2008	0.99	
January 1, 2009	1.50	
January 1, 2010	Groundwater	1.75
	Surface Water	2.20
January 1, 2011	Groundwater	1.75
	Surface Water	2.20
January 1, 2012	Groundwater	1.75
	Surface Water	2.20
April 1, 2014	Groundwater	2.00
	Surface Water	2.45

See accompanying auditors' report.

*North Harris County Regional Water Authority  
Billing and Collection Experience  
December 31, 2015*

<u>Calendar Year Ending</u>	<u>Volume Reported to Subsidence District (gallons)</u>	<u>Volume Reported to Authority (gallons)</u>	<u>Percentage</u>
2003	23,922,957,131	23,919,899,118	99.99%
2004	23,055,346,850	23,002,955,882	99.77%
2005	28,356,373,609	28,351,195,157	99.98%
2006	26,834,935,391	26,822,777,163	99.95%
2007	24,218,161,044	24,199,057,244	99.92%
2008	28,302,980,773	28,274,930,225	99.90%
2009	31,526,248,907	31,449,510,733	99.76%
2010	29,420,861,157	29,371,543,844	99.83%
2011	37,728,453,603	37,713,940,912	99.96%
2012	30,901,831,428	30,871,013,986	99.90%
2013	32,260,208,375	32,204,714,683	99.83%
2014	30,122,900,716	30,080,759,406	99.86%
2015	30,100,833,135	30,054,229,914	99.85%

See accompanying auditors' report.